


Your DEUTZ-FAHR sales partner

C6000 SERIES.



Marketing-Communication Service – Code 308.8505.3.6-6 – 10/19
© Concept and design – RaapSteinert Kommunikation

For more information, please contact your DEUTZ-FAHR sales partner or visit deutz-fahr.com.

DEUTZ-FAHR is a brand of  SDF



C6205 – C6205 TS



C6000 SERIES.

Cab.

The excellent sound insulation, the powerful air conditioning unit and up to 8 work lights allow focused working at all times, in all weathers – and even at night. The new Commander Stick allows easy and intuitive control of all driving and threshing functions. > PAGE 16

Engine.

Together with common rail injection, 24 valves and electronic control, the economical, water-cooled turbo diesel engine (250 HP/184 kW) with emissions Stage V delivers precisely the required power even with changing loads and at peak loads. The tank can be drained during driving without loss of power. > PAGE 20

Header.

The patented Schumacher Easy Cut II tandem cutting system – cutting width 4.20 to 6.30 m – work with extremely high precision. The epicyclic gearing ensures perfect operation and maximum possible economic efficiency with high cutting rates (1,220 cuts/min). > PAGE 4

Grain tank.

The grain tank – 7,000 litre capacity, draining at 75 l/s – allows long working periods with only short interruptions. Easy sample extraction directly before the control cab provides full control over of the harvested grain. > PAGE 14

Threshing system.

600 mm threshing drum diameter and 8 bolted-on drum rasp bars ensure extraordinary stability and dynamics of the threshing system. DEUTZ-FAHR combine harvesters are renowned for gentle processing of grain and straw and deliver even long straw in optimum condition for livestock and agriculture. > PAGE 8

Cleaning system.

Five straw walkers (Straw-walkers surface 5,28 m² or 4,60 m² for TS version) ensure optimum grain separation and perfect throughput. The turbine fan distributes the air across the entire width of the sieve box, contributing to even more efficiency. The double grain return avoids overloading of the threshing system and unnecessary losses. > PAGE 12



New evolutionary horizons evolving intelligently.

The DEUTZ-FAHR range reaches an evolutionary turning point in its history of serving farmers. The C6205 arrives to complete the range of combine harvesters with a new design, innovative technical solutions for operator comfort and with advanced systems to abate emissions. A gem in the category of the 5 straw walkers which embodies the technology and winning philosophy of the DEUTZ-FAHR systems

that users already enjoy with the C7000 and C9000 lines. Experience on the field and contact with loyal DEUTZ-FAHR customers has created the foundation on which to develop the C6205 dedicated to medium-sized farms that want to become independent by amplifying their machine yard with a reliable combine harvester that is compact, yet that ups productivity, optimally facing any type of harvest.

C6000 Series	C6205	C6205 TS
Engine	Deutz TCD L6 TT4FI 6.1-L	
Maximum power (kW / hp)	183 / 250	

For further technical data, kindly refer to PAGES 25 to 27.




📌 The VARICROP cutter bar for maximum versatility and performance.

WELL BEGUN IS HALF DONE.

Your harvest. Your technology. Your success.

The cutting bar is the combine harvester body that starts the entire harvesting process; that's why DEUTZ-FAHR has worked on a complete and reliable range adapted to its customers' needs. The DEUTZ-FAHR cutting headers are synonymous of precise cut, reliability and robustness and versatility. The program includes standard cereal versions with special kits to adapt them to sunflower and rape, and

models with variable pan (VARICROP), the right solution for the user who will work on different crops. The range of Varicrop headers are available with 5 or 5.5 m width and can be adjusted extending the lower surface up to 70 cm in depth hydraulically activated from the cab as well as the position and height of the pick-up reel, equipped with robust metal teeth for the toughest applications.




Patented Schumacher easy cut II knives.



Planetary transmission for high cutting frequency.



Reliable and robust sensors skids for the Autocontrol system.



The feeder auger with full length retractable fingers ensure continuous feed and crop flow.

THE OPTIMAL COMBINATION.

Takes each grain seriously.

THE C5000 LITERALLY TAKES CARE OF EVERY GRAIN.

Its five straw walkers with a shaker area of 4.22 m² ensure optimum residual grain separation. They have four drops, the first of which is particularly steep. These features are the best for high throughput capacities. The large sieves are centrally divided with an area of 3.75 m² and ensure efficient cleaning of all crops. The tall sieve divisions, also on the bottom sieves, are an added bonus. The cross-flow ventilation taking and spreading the air through the whole width of the combine helps keeping the cleaning procedure always efficient.

DGR

Another exclusive DEUTZ-FAHR feature is a returns system with two independent return channels which allows the crop to be distributed uniformly into the preparation area to avoid overloading the threshing system and generating unnecessary waste. Any ears not already threshed by the drum can be treated by two re-threshers, so that grain returned to the preparation area will be completely separated. Each of the re-threshers is equipped with a pair of special friction plates (adaptable to every type of crop, and interchangeable), guaranteeing high performance in all kinds of operating conditions.



THE FEEDING FLOW.

Care and right flow.

The feeder channel of the C6205 will grant that the cut product will be handle with care and with the right flow to the threshing system. The bars, taking the whole width of the channel, are mounted on 3 reinforced chains. A powerful electric reversing unit eliminates any overload of the feeder housing. The lifter channel can handle even the heaviest of bars, so even maize pickers are easy to use and the power is always transmitted entirely safely. As a standard feature, the machine

is equipped with two lifting cylinders, while a third is for applications with particularly heavy bars. For even more accurate cutting, there is the Auto-control function, which by compensating the lateral movement of the bar makes for even more precise work, especially with the broader cutting widths.



THE DEUTZ-FAHR TRADE MARK.

Top performance for every type of product.

OPTIMUM DRESHER

DEUTZ-FAHR means no compromises. The C6205's threshing system maintains the same characteristics of its big sisters to guarantee top performance for every type of product, always aiming for high grain and straw quality. With its 600-mm diameter, the threshing drum is comprised of eight robust bars bolted to five supports „to guarantee easy maintenance and replacement“. The rotation speed goes from 420 to 1250 rotations per minute with high performance index; in addition, putting a reduction unit on the threshing drum's shaft allows you to lower the rotations per minute by about 50% with just a few simple operations.

CONCAVE

The C6205's concave has a broad 121° winding angle, completely taking advantage of the surface of separation. The monolithic version is available with an entire 3 different wire spacings, 14, 11 and 16, each for a different product. What is really special about the DEUTZ-FAHR threshing system is the segmented concave with transversal sections (as an optional), which besides allowing rapid transformation of the combine harvester during the harvesting season, also lets you personalise threshing/separation. In fact, thanks to this solution, the user can choose the most suitable spacing between the wires of the

different segments according to the harvesting conditions. The operator can therefore accentuate the threshing effect at the threshing drum input and separation upon output, thus reducing the load of the straw walkers and decreasing the short straw that ends up on the sieves to a minimum. This solution ensures effective separation at the threshing drum exceeding 90%, a guarantee of high productivity and high quality. For crops that require more delicate treatment, the straw beater synchronised with the speed of the threshing drum is available as an option.

TURBO SEPARATOR


The C6205 TS's threshing system is enhanced by a third cylinder installed beyond the straw beater right before the straw walker: the turbo separator. This device increases the combine harvester's working capacity by about 20% so that the machine can be used at maximum performance level even with particularly abundant harvest, with product in hard conditions like green straw or full of infesting species. The turbo separator is 590 mm in diameter, 10 toothed feeder bars; the cylinder can be adjusted in five different positions to allow for more or less aggressive work on the product or even exclusion of the turbo separator should it be necessary.



Concave available with different spacing or with the unique segments system.



Concave adjustment independently in the front and rear.



The DEUTZ-FAHR threshing system with turboseparator.



QUALITY.

“CROSS-FLOW” system and double ventilated step: top technology in a compact body.

CROSS-FLOW

Power and delicacy distinguish the C6205. Thanks to the DEUTZ-FAHR combine harvester factory-branded cleaning system, you get the maximum yield and product quality guaranteed. The harvest goes from the straw walker to the grain preparation pan, which, going in the opposite direction, distributes the product in a uniform manner. Before reaching the upper sieve, it gets to a presieve which creates a double jump essential to slowing down the product and start cleaning before the actual cleaning process. The C6205 has two overlapping sieves for a total surface of an entire 5.28 m². Many are the combinations of types of sieves with different holes with a set or adjustable diameter for maximum versatility and customisation based on the type of crop and working conditions. The effectiveness of cleaning doesn't come just from the double jump and the sieves; a large contribution comes from the ventilation system with “cross flow” turbine. Despite its compact size, the C6205 in fact has a turbine fan as a standard feature, which thanks to its large diameter (400 mm) and a 44 blades along the entire length of the rotor, manages to blow air on the whole width of the combine harvester, thus not leaving any dead zones where the product isn't cleaned.

STRAW WALKER

The long closed straw walkers allow precise separation in any circumstances, both with damp product and with particularly infested crops. Their structure, the specially designed inclination and the motion that comes from experience in the field make separation accurate with only the straw being pushed toward the back of the combine harvester. With particularly abundant crops, crests can be mounted so as to accentuate the airing out of the product. Mounting the straw walker on bearings allows silent operation and reduces power absorption to a minimum.


DGR

Another distinctive feature of the DEUTZ-FAHR combine is the double return system, which constitutes a real genius idea that improves the combine harvester's performance, effectiveness of the threshing system and reduces losses. Indeed, this uncleaned product recovery system takes the material from below the sieves and sends it back to the grain preparation pan through two lifting channels located on the sides of the machine. In these lifting channels there are two beaters that substantially shell the uncleaned product in the time it takes to be picked from the bottom of the sieve tank and be dumped onto the grain preparation pan. Based on the product being treated, we can choose from two types of friction plates for beaters, or if necessary, deactivate the recovery. Not just extremely productive but also technologically advanced, the DGR system is equipped with special sensors that monitor the activity and intervene to guarantee complete job safety and prevent breaking or unexpected events.



↑ The Cross-Flow Turbine ventilation system.

↑ The exclusive Double return system.



Big 7,000 l grain tank.



The easy sample picking outlet.



Double grain tank inspection window.



Unloading tube to discharge the grain while working in any position to tall trailer.

NEW WITHDRAWAL SYSTEM.

Large volumes, rapid emptying.

THE GRAIN TANK

Your harvest will be kept in a capacious 7,000 l grain tank, letting you work without being interrupted. The discharge tube with high connection fitting makes every emptying rapid (75 l/sec), simplifying nearing trailers with high beds, even with 6 m cutting table. Rapid control of the product harvested is possible thanks to the new sample withdrawal system, within the driver's reach just outside the control cab.

WHETHER LONG OR CHOPPED, STRAW TREATMENT IS TOP

The DEUTZ-FAHR high cutting density straw chopper ensures that the plot processed is left ready for subsequent farming activities. The wide working area of this accessory spreads the chopped material over the entire area, even when working with very wide cutter bars.

Input is really easy with the lever on the combine harvester side, so you don't have to use any tools. Easy access to the blades and for adjusting the counter – blades minimises maintenance and setting up times.

The power the engine feeds and the low absorption of the transmission allow for constant performance even with the straw chopper on and with abundant straw volumes to handle. The DEUTZ-FAHR threshing system even meets the needs of those who want long straw for breeding. In fact, it is typical of our combine harvesters to respect not just grain, but also straw, which in many conditions is an important complementary product in the production of cereals.



COMMANDER CAB EVO II.


Place to be.

The COMMANDER CAB EVO II embodies high comfort and technology standards in order to make work less fatiguing and above all guarantee absolute operator safety. The electrically activated commands of the threshing functions are at your fingertips on the dashboard to the

driver's right. The control of the transmission and activation of the main functions (bar, pick-up reel, grain tank emptying, emergency stop) are integrated in the latest-generation commander stick, making operations extremely simple and intuitive.



↑ The commander cab EVO II with second seat.



↑ The innovative ventilation system with high efficiency air conditioning and self-locking sun-shield.

MAXIMUM COMFORT.


The evolution of the species in comfort and functionality.

The soundproof environment is also equipped with an air-conditioning system commissioned to yield maximum performance even at high temperatures. The cab filters keep the passenger compartment free from dust to offer maximum comfort. The underhood houses the air conditioning controls, the air vents, and a sun blind with automatic locking system. Access to the air conditioning system for maintenance is made through unlockable hooks without using equipment and extremely easily. For the long threshing sessions, there is also a portable refrigerator (optional) located under the second seat in the cab so as not to take up space, making time spent on the job even more pleasant. CCM is the best tool the operator has for verifying the quality of his or her work at any time, in the blink of an eye you can see: Ground speed, Level of losses,

Total and partial surface worked, Beater speed, Ventilation speed, Engine and thresher section operating hours. In addition, a series of indicator lamps and alarms let the driver immediately perceive any malfunction of the combine harvester. Located on a support directly connected to the instrument cluster, it was positioned to be easily consulted without getting in the way of viewing the cutting table.

WORK LIGHTS

A powerful series of a whole 8 lights located on the cab lights work under all conditions. The lamps equipped provide a very bright beam of light, without unwanted reverberations. To complete the set, there are also two headlamps on the of the straw walker and an illumination light on the unloading auger.



High performance self cleaning air filter to work in any condition.



Big rotary screen to ensure maximum efficiency of the cooling system.

GENTLE POWER.

Reliable performance.

The innovation of the Stage V engine, with lower consumption but above all reduced environmental footprint, further enhances the prestige of the C6205. The C6000 range mounts a 183 kW / 250 HP engine, chosen and calibrated to give the maximum yield, guaranteeing maximum efficiency.


PRODUCTIVITY AND SAVINGS

The Deutz TCD L6 Tt4Fi 6.1-L engines, cooled with liquid, distinguish themselves for their high power and constant performance. With Common Rail injection, 24 valves and an electronic governor system, these engines deliver exactly the right amount of power for the occasion and can respond to load peaks without losing productivity. The DOC (diesel oxidation catalysts) combined with the DPF (Diesel Particulate Filter) and followed by the SCR (Selective Catalytic reduction) manage to considerably decrease the nitrogen oxide emissions

(NOx) which are among the main pollutants that come from combustion, without penalising the performance of the engines installed on the DEUTZ-FAHR combine harvesters. All this, combined with a high-efficiency threshing system, allows for the reduction of the fuel requirement per ton of product threshed to the lowest level on the market.

A TWICE AS EFFICIENT TRANSMISSION SYSTEM

All the DEUTZ-FAHR combine harvesters have a compact transmission system, with engine power takeoff on both sides. It distinguishes itself for easy and rapid maintenance, as well as outstanding power feed to the individual units. The valve can be easily and rapidly replaced, thus avoiding useless waste of time so that you can harvest. The combine harvester is smaller, which is all the better for manoeuvrability.



Tool-free access to filter cartridge.



The electric fuses panel.



Easy access to the upper part of the combine as well as to refill Diesel and AdBlue.

EASY MAINTENANCE.

Direct access to most important parts.

With the intelligent structural design of the C6205, scheduled and unscheduled maintenance has never been simpler. The fuse box is situated in the cabin, making fuses quicker and safer to replace. The unique hinged design of the control console allows easy access to all the electronic connections of the controls for all maintenance jobs. Without leaving the cabin, the operator can simply unlock the front panel of the headliner and lower it gently on its pivots to access the air conditioning system. The air filters are accessible without tools

from the platforms on either side of the cab. Generously sized gull-wing hatches allow easy access to parts beneath the bodywork, while a ladder lets the operator climb onto the top of the combine harvester and work, if necessary, on the engine, cooling system and grain tank, and to climb down onto the straw walker through a specific hatch. An easy to use machine with generous performance and intelligent, innovative design. In a word: C6205.

PRODUCTION PROCESS.

Quality you can trust.

Your harvest, your technology, your success and your manufacturer. DEUTZ-FAHR is synonymous with precision and attention to detail. More than 60% of the parts used to build the C5000 Series are manufactured within our own factory using technological production processes and quality control systems conceived for superlative results. Every metal component is formed with precise laser cutting processes and tried and tested bending machinery, and then welded by qualified, certified personnel with the utmost competence.

The entire cataphoresis treatment and spray painting process complies with the most exacting automotive standards to ensure durable finish quality and protection. As well as structural and bodywork elements, transmission systems and final drive units are also assembled in-house.

The combine harvester assembly process consists of 14 strictly ordered stages, and involves complex procedures to complete the different models with specific sub-assemblies, built and installed in dedicated assembly lines of their own within the main production line. Continuous inspections and tests conducted before any machine leaves the factory, combined with painstaking attention to detail, ensure total satisfaction for the DEUTZ-FAHR customer, as demonstrated by ISO 9001-2008 certification.



↑ Precise and advanced laser cutting.



↑ ISO 9001-2008 certification.



↑ We are setting new standards in production efficiency and quality.

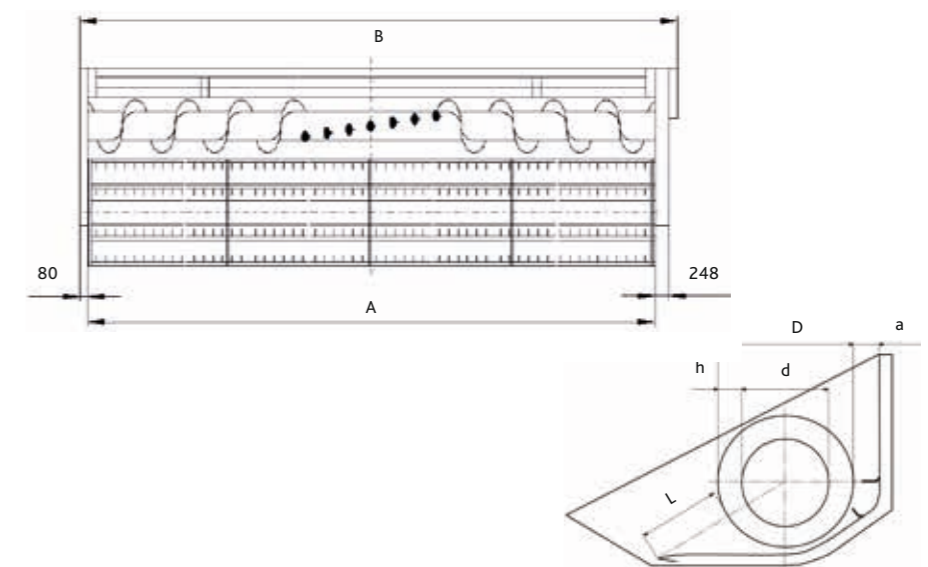
Technical Data		C6000 SERIES	
		C6205	C6205 TS
TRESHING DRUM			
Diameter	mm	600	
Width	mm	1,270	
Bars	n°	8	
Electrical variator	rpm	420 / 1250	
Threshing drum speed reducer (optional)	rpm	210 / 625	
STRAW CHOPPER - CHAFF SPREADER			
Built-in straw chopper with manually adjustable spread width		●	
Chaff spreader with conveyor integrated in the sieves		●	
CEREAL HEADER			
Width option		4.20 - 4.80 - 5.40 - 6.30	
Hydraulic cutting height adjustment	mm	-300 / +1370	
Oil-immersed planetary knife drive gearbox (1220 cuts / min.)		●	
Long right and left crop dividers, fixed		●	
No. Of crop lifters (min. / max. depending on cutting width)		13 / 23	
AutoControl (with lateral floating)		○	
Trailer tow hitch		●	
Header transport trolley		○	
Hydraulic multicoupler		○	
Automatic towing hitch		○	
Rapeseed header conversion kit with hydraulic controlled side cutter on right		○	
Side cutter for rapeseed on left with separate hydraulic control (only with rapeseed header)		○	
Sunflower header conversion kit		○	
PICK-UP REEL FOR CEREAL HEADERS			
6-bar reel with hydraulic height adjustment		●	
Hydraulic horizontal adjustment		●	
Electrical speed control (min / max infinitely variable)	rpm	16 / 45	
Automatic adjustment of reel rpm to travel speed		●	
VARICROP HEADER			
Width option		5.00 - 6.50	
Hydraulic cutting height adjustment	mm	-300 / +1370	
Long right and left crop dividers, fixed		●	
Crop lifters (n° depending on cutting width)		○	
AutoControl (with lateral floating)		●	
700mm stepless hydraulically movable cutterbar with stainless steel cover		●	
Hydraulic angle adjustment		○	
Integrated foldable side knives		●	
Integrated hydraulic reel drive inside the reel tube		●	
Sunflower header conversion kit		○	
STRAW WALKER			
Elements	n°	5	5
Steps	n°	5	4
Straw walkers closed		●	
Ball bearing mounts		●	
Shaking surface area	m²	5.28	4.60
Total separation surface	m²	6.23	6.36

CEREAL HEADERS			
Type	A (mm)	B (mm)	Weight (Kg)
4.20 m	4,187	4,515	1,280
4.80 m	4,796	5,124	1,420
5.40 m	5,406	5,734	1,540
6.30 m	6,320	6,648	1,760


VARIOCROP HEADERS			
Type	A (mm)	B (mm)	Weight (Kg)
5.00 m	5,050	5,680	2,190
5.50 m	5,510	6,140	2,280

CEREAL HEADERS				
L (mm)	D (mm)	d (mm)	h (mm)	a (mm)
480	610	350	130	50

VARIOCROP HEADERS				
L (mm)	D (mm)	d (mm)	h (mm)	a (mm)
510 / 1,560	610	410	100	50



Technical Data	C6000 SERIES		
	C6205	C6205 TS	
CLEANING SYSTEM			
High performance crossflow fan		●	
Pre-sieve		●	
Sieve box illumination		●	
Opposed action sieves		●	
Total ventilated sieve area	m²	4.25	
TAILING RETURN SYSTEM			
Electronic control of returns level and overload		●/○	
Independent L/R returns with re-threshing system		●	
GRAIN TANK			
Lifting / Capacity	Litres	7,000	
Discharge in any position		●	
Visual and audible grain tank level indicator		●	
Interior light / Grain sampling from driving position		●	
Discharge speed	l/sec.	75	
ENGINE			
Type		DEUTZ TDC L6.61 LITRES, Stage V	
Maximum power (ECE R120)		184 / 250	
Fuel tank	Litres	450	
AdBlue® tank	Litres	53	
TRANSMISSION / BRAKES / STEERING			
Hydrostatic transmission with 3-speed gearbox (105 cc)		●	
Forward speed / Reverse speed	km/H	0 - 26.0 / 0 - 14.0	
Pedal operated hydraulic brake, usable as independent brake, mechanical parking brake		●	
DIMENSIONS			
a Track width*	front	mm	2,670
	rear	mm	2,355
b Width* without cutter bar		mm	3,000
c Width with cutter bar	with 4.20 m cutter bar	mm	4,515
	with 4.80 m cutter bar	mm	5,124
	with 5.00 m cutter bar	mm	5,344
	with 5.40 m cutter bar	mm	5,734
	with 5.50 m cutter bar	mm	5,834
	with 6.30 m cutter bar	mm	6,648
d Height to lower edge of grain tank discharge pipe with standard tyres			3,450
e Distance between side wall of cutter bar and grain discharge pipe	with 4.20 m cutter bar	mm	3,352
	with 4.80 m cutter bar	mm	3,047
	with 5.00 m cutter bar	mm	3,035
	with 5.40 m cutter bar	mm	2,742
	with 5.50 m cutter bar	mm	2,730
	with 6.30 m cutter bar	mm	2,285



● STD ○ OPT – Not available * Optional or standard depending on version

The technical specifications and images herein are purely indicative. DEUTZ-FAHR reserves the right to update this information at any time without notice.

Technical Data	C6000 SERIES	
	C6205	C6205 TS
CONCAVE		
Bars	n°	15
Wrap angle	degrees	121
Separation surfaces	m²	0.95
Multi-segment concave		○
Laterally operated de-awner plates		●
Manual adjustment of concave inlet / outlet		●
Conversion for maize harvesting, grain or CCM		○
TURBO SEPARATOR		
Diameter	mm	–
Rate	rpm	–
Mechanic adjustment through 5 positions		●
Separation surfaces	m²	–
TYRES		
front 620 / 75 R30 168 A8		○
rear 320 / 80 R18		○
front 650 / 75 R32 167 A8		●
rear 405 / 70 R20 155 A2		●
front 800 / 65 R32 STR 172 A8		○
CAB		
CommanderCab EVO II with tinted, thermally insulated glass providing panoramic visibility, comfort driving seat with armrest, passenger seat		●
CommanderStick with multiple control functions		●
CCM (Combine Control Management)		●
6 work lights on cab, 1 work light on grain tank, 2 rear work lights		○
Electric mirrors, left and right		○
Workvisibility pack: work lights on sides, under-cab and on handrail		○
Camera visibility pack		○
Heater and air conditioning		●
2 xenon work lights		○
SAFETY DEVICES		
Safety clutch for feed passage top shaft, feed auger, reel, straw walker drive and grain auger		●
Electronic speed control for straw walker, grain elevator and tailings return		●
Cutter bar emergency stop		●
MAINTENANCE		
Manual centralised lubrication system, greasing points: 8 on left, 6 on right		●
DIMENSIONS		
g Wheelbase	mm	3,892
h Length without cutter bar	mm	8,770
i Length with cutter bar- crop dividers folded in (mm)	mm	10,620
l Grain tank height	mm	3,935
WEIGHTS		
without header	kg	13,500
		14,500

